














Melet Schloesing Pharmaceuticals | Rue du Collège 90 | CH-2300 La-Chaux-de-Fonds | Suisse

# Instruction for Use

## EODIFF<sup>®</sup>

## Explanation of symbols

	Reference Catalog
	Expiration date
	Lot number
	Manufacturer
	Consult the instructions for use
	Compliance with European Directive 98/79 / EC
	When followed by "WARNING", this symbol means "Attention! Failure to do so may lead to erroneous examination results and / or degradation of the device."
	In vitro diagnostic medical device
	Protect from the sun
	Keep away from moisture
	Temperature limits (lower and upper)




Melet Schloesing Pharmaceuticals | Rue du Collège 90 | CH-2300 La-Chaux-de-Fonds | Suisse

## Introduction

This document provides the information necessary for the use of EODIFF® with automatic hematology analyzer meters of type MS4 and MS9 manufactured by MELET SCHLOESING Laboratoires.

This document is provided in electronic format (e-ifu), using the following URL: <http://www.mslabos.com/infos>

 **WARNING** This user manual contains important information regarding the safe use of EODIFF®. Please read this document as a whole before using the product.

## Identification of the legal manufacturer



Melet Schloesing Pharmaceuticals SA

Rue du Collège 90

CH-2300 La-Chaux-de-Fonds

Suisse

Tél : +41 (0)32 969 10 00

Fax : +41 (0)32 969 10 01



<b>Product designation</b>		<b>product reference</b>
<b>EODIFF®</b>		<b>3MSR0216</b> <b>3MSR0216B</b> <b>RMSEODFH1L</b> <b>RMSEODF500</b>

<b>Description</b>
EODIFF® is a lysing agent suitable only for automatic blood cell counter-analyzers of the MELET SCHLOESING Laboratories brand. This reagent allows the destruction of all blood cells except Eosinophilic Leukocyte Granulocytes.
<b>Kit Contents</b>
EODIFF® is combined in different capacities: a) A carton containing a 5 l bag of reagent. b) 1 liter bottle of reagent c) One 500 ml bottle of reagent
<b>Indication for Use</b>
EODIFF® is an in vitro diagnostic device intended for use by healthcare professionals and only in combination with the conductimetric hematology devices of the MS4 and MS9 range manufactured by MELET SCHLOESING Laboratoires.
<b>Intended Use</b>
The EODIFF® reagent is a lysing agent intended for the enumeration of Eosinophilic Leukocytes.
<b>Composition</b>
The EODIFF® consists of the following elements: • Phosphate buffer (<1%) • Non-ionic detergent (<5%) • • Conservative
<b>Storage conditions - Shelf life - Stability</b>
EODIFF® must never be subjected to temperatures below 15 ° C and above 25 ° C. EODIFF® can be stored for 120 days (16 weeks) after opening. EODIFF® can be stored for 3 years (see expiration date on the product label) since the date of manufacture.
<b>Installation</b>
EODIFF ® is ready to use and requires no preparation.  A detailed description of the reagent installation / replacement is available in the analyzer's user guide..



## Collection and preparation of the sample

When collecting the blood sample, avoid any violent aspiration to avoid the phenomenon of hemolysis that could influence the results of the hematological analysis. Also be sure to limit the sampling time to avoid micro-coagulation problems.

The blood sample to be analyzed should be collected in a collection tube containing EDTA K3 anticoagulant. The use of the sampling tube must be carried out according to the instructions of the supplier.

Conservation of samples:

Whole blood samples are stable for about 4 hours at room temperature and 24 hours at 2-6 ° C.

Gentle and prolonged homogenization of the blood / anticoagulant mixture is essential before any analysis, refer to the supplier's instructions.

It is recommended to carry out the analysis no earlier than 30 minutes and no later than 8 hours after collection.

## Test principle

The combination of the EODIFF® with the meter-analyzers MS4 and MS9 of the company MELET SCHLOESING LABORATOIRES allows a count of white blood cells Eosinophils.

The measurement is based on the principle of impedancemetry. A current field is changed during the passage of a particle. Conductivity variations are detected and recorded.

EODIFF® breaks the cytoplasmic membrane of red blood cells and some white blood cells to leave only Eosinophilic white blood cells

## Disposal of the product

Respect the protocol applied by your laboratory for the neutralization and elimination of waste

## Warnings and precautions

Precautions:

- Use only for in vitro diagnostics.
- Please read the Safety Data Sheet (MSDS) before use.
- Please follow all pre-analytical steps in the laboratory.
- Handle reagents with care to prevent the formation of bubbles.
- Do not use directly after transport or directly after handling. Ensure that the operating temperature conditions are reached.



Warnings:

- Reagents can cause irritation of the eyes, skin and mucous membranes.
- In case of contact, rinse with plenty of water and seek immediate medical attention. In case of accidental ingestion, call a doctor immediately!
- Avoid particles or bacteria coming into contact with the reagent.
- Do not use reagents beyond the expiry date or beyond the open bottle time.
- Place the reagents at the main unit of the device.
- Do not transfer / mix reagents whether they are of the same type or batch.
- Do not reuse an empty container as this may distort the results or damage the machine.
- Do not use the product in case of deterioration of the protective packaging.
- If a reagent has been accidentally spilled, wipe it off immediately with a damp cloth.
- Do not use the product if there is any sign of deterioration (turbidity, color change, etc.)

**Performances change**

The following substances are likely to interfere with the results of the analysis:

- High lactose serums.
- Hemolyzed serums